WESGRO
cape town & western cape
tourism, trade & investment

The Western Cape

A Leading Regional Economy



19 November 2026



Wesgro is the tourism, trade and investment promotion agency for Cape Town and the Western Cape

- Wesgro is part of the broader economic leadership team in Cape Town & the Western Cape
- Proudly South African
- Responsible for ensuring that the region is positioned to compete in a challenging global economy
- Our mandate
  - Differentiate Cape Town & the Western Cape as a leading regional economy
  - Grow the Western Cape's share of global investment
  - Grow Western Cape exports of goods and services
  - Grow leisure tourism consideration in international and local markets. Grow business events
  - Be a future-fit, relevant and trusted Tourism, Trade & Investment Promotion Agency (TTIPA)
- Publicly-funded with a private sector Board, +100 Staff
- Located in the nexus between
  - Government & Private Sector
  - Present & Future Economies
  - Local & Global Stakeholders

The Western Cape Economy

South Africa connecting Africa to the world

- USD363 billion economy with market of 63 million people
- Africa's most industrialized and most diversified economy
- Energy, logistics, water and municipal reforms unlocking growth potential (Operation Vulindlela)
- 50% of multinationals in Africa located in SA
- Preferential access to African markets (AfCFTA)
- Sophisticated financial services and banking sector
- JSE: Deep bench of powerful & well managed corporations which via the JSE have the highest capitalization to GDP ratio in the world





The Western Cape a diversified, services-led and innovation driven economy

- Institutional stability and good governance
- Unprecedented, multi-billion USD public & private sector infrastructure investment pipeline, reshaping the economic future
- Modern, services-led economy
- Growth sectors aligned to the future
- Leading tourism destination
- Global connectivity

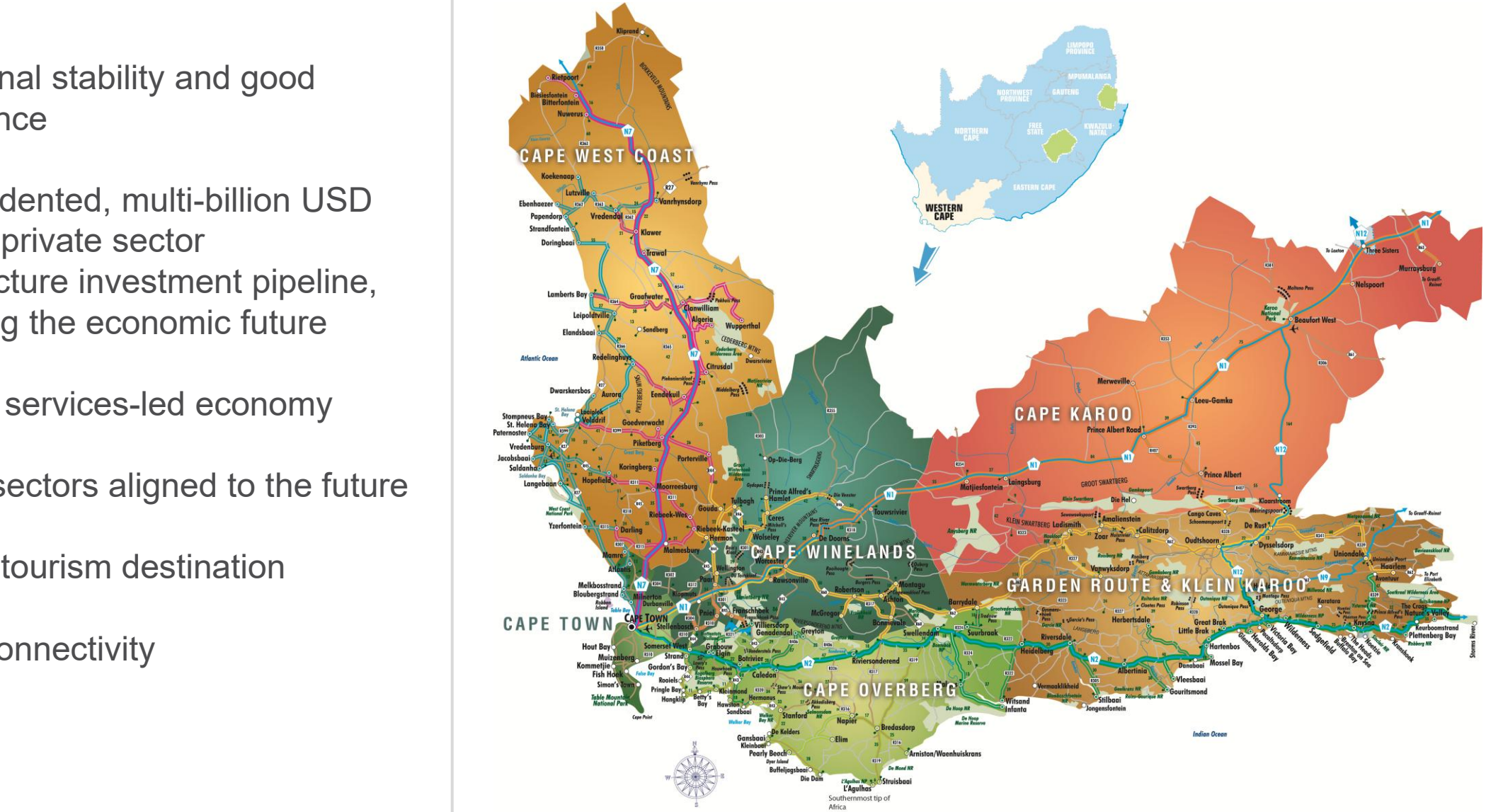

Western Cape Real GDP per capita ranked 85th out of 186 countries in the world

Western Cape's GDP per capita (Constant 2015 US$) compared to the top 20 African countries, 2025

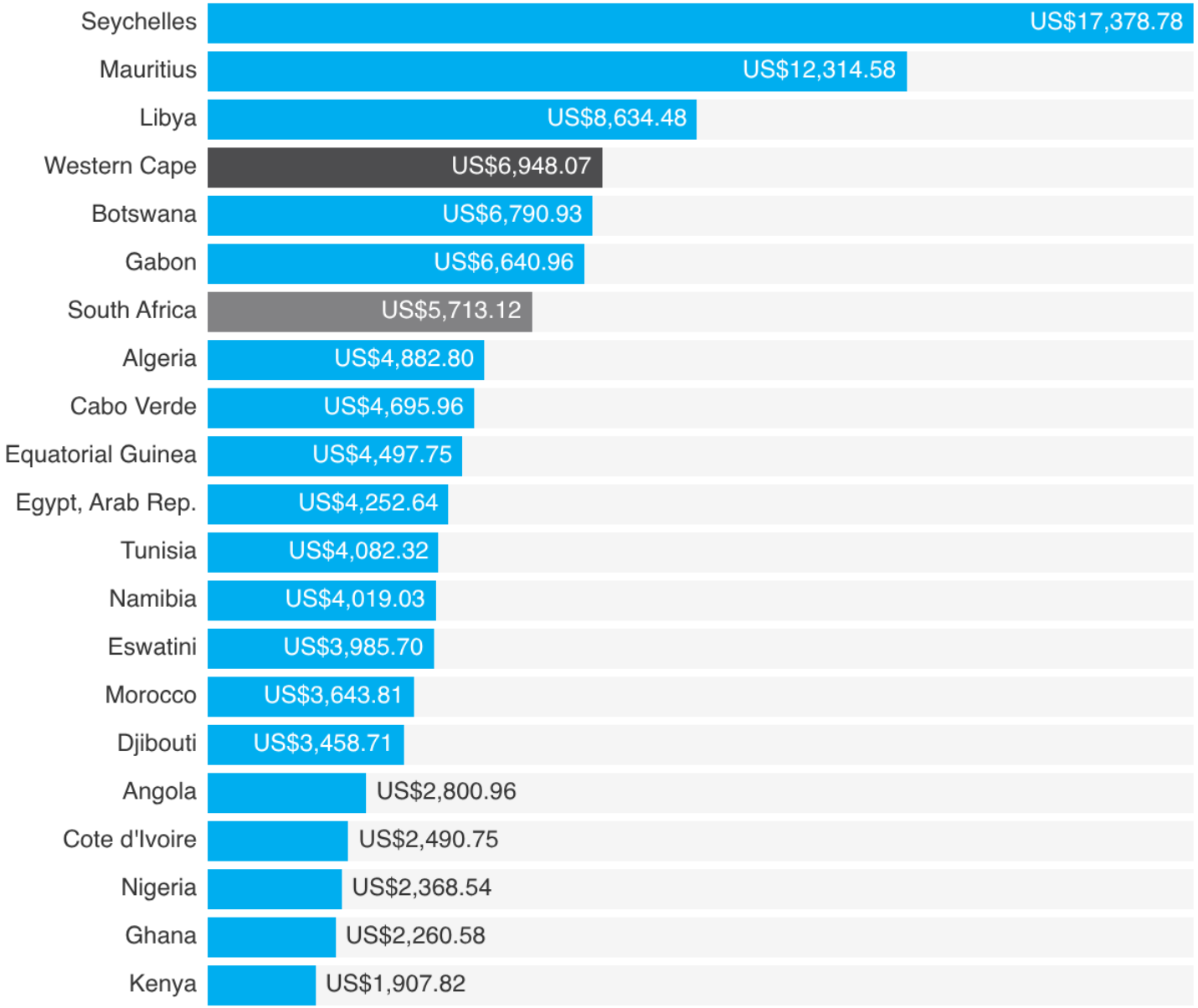

Sources: World Bank (2026); Quantec (2026); Own calculations

FDI Trends

Western Cape FDI Capex reaches all-time high in 2025

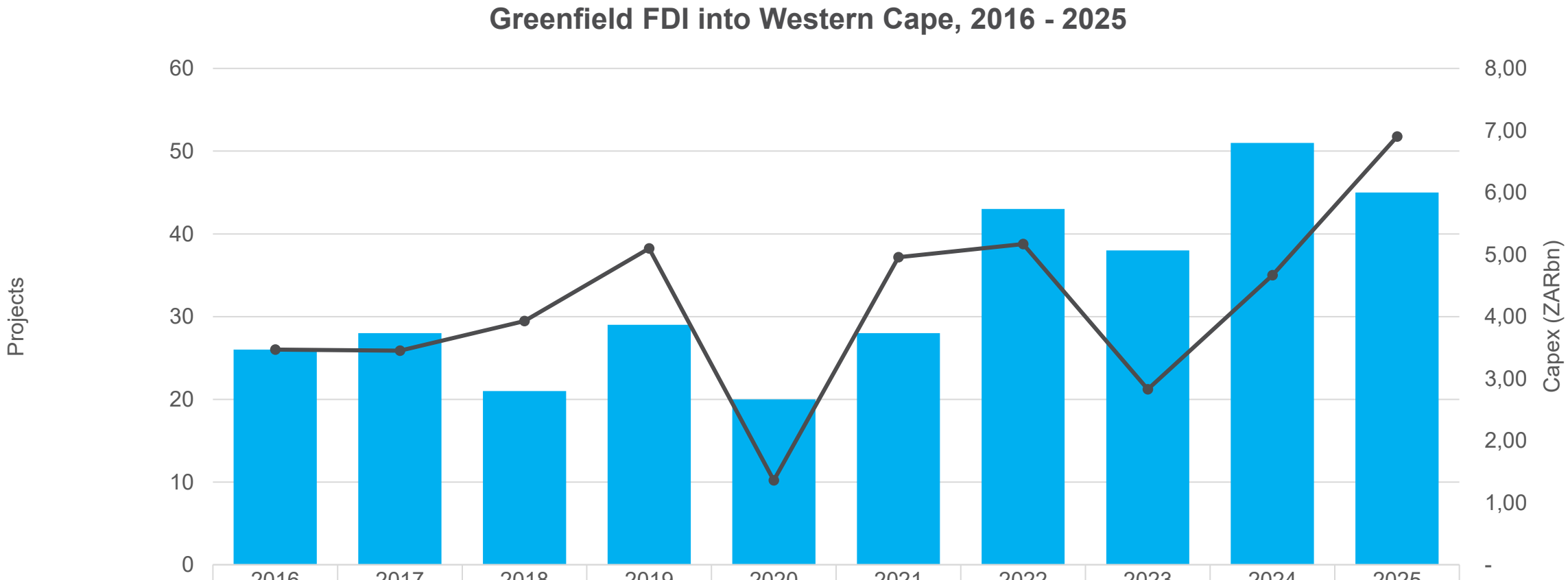

	2016	2017	2018	2019	2020	2021	2022	2023	2024	2025
Projects	26	28	21	29	20	28	43	38	51	45
Capex (ZARbn)	3,47	3,45	3,93	5,10	1,36	4,96	5,17	2,83	4,67	6,90

Notes:

Source: fDi Markets, a service from The Financial Times 2026. All Rights Reserved.

1) © fDi Markets, from the Financial Times Ltd 2026. Data subject to terms and conditions of use

2) All Capex figures shown in the table are in South Africa Rand billions

3) Capex data includes estimated values. The Financial Times Ltd takes no responsibility for the accuracy or otherwise of this data.

Western Cape Top three investment sectors in 2025 affirm province's commitment to remaining future fit and relevant

Rank (2024)	Sector (2024)	Capex (ZARbn) 2024	Rank (2025)	Sector (2025)	Capex (ZARbn) 2025
1	Business services	2.12	1	Software & IT services	1.95
2	Communications	0.62	2	Communications	1.92
3	Paper, printing & packaging	0.49	3	Business services	1.84
4	Software & IT services	0.44	4	Financial services	0.46
5	Financial services	0.24	5	Pharmaceuticals	0.18
6	Leisure & entertainment	0.19	6	Renewable energy	0.15
7	Renewable energy	0.15	7	Transportation & Warehousing	0.14
8	Transportation & Warehousing	0.14	8	Consumer products	0.09
9	Consumer products	0.09	9	Consumer electronics	0.06
10	Industrial equipment	0.04	10	Real estate	0.02

Notes:

1) © fDi Markets, from the Financial Times Ltd 2026. Data subject to terms and conditions of use

2) All Capex figures shown in the table are in South Africa Rand billions

3) Capex data includes estimated values. The Financial Times Ltd takes no responsibility for the accuracy or otherwise of this data.

Source: fDi Markets, a service from The Financial Times 2026. All Rights Reserved.

Western Cape Future economies dominate FDI (2016 – 2025)

By number of projects

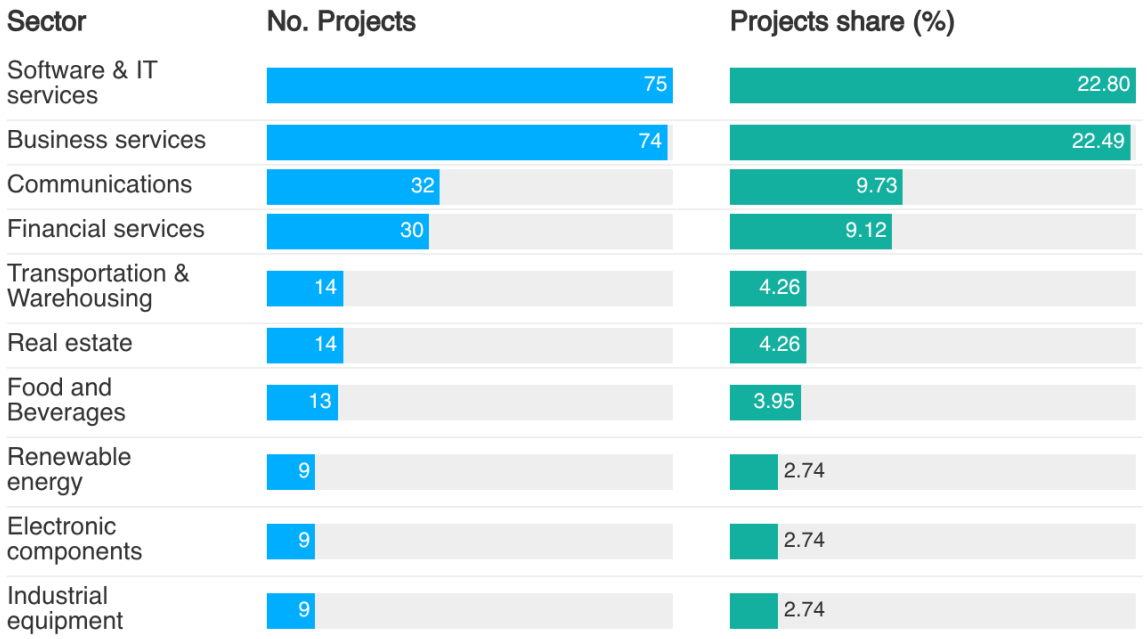

By Capex (ZARbn)

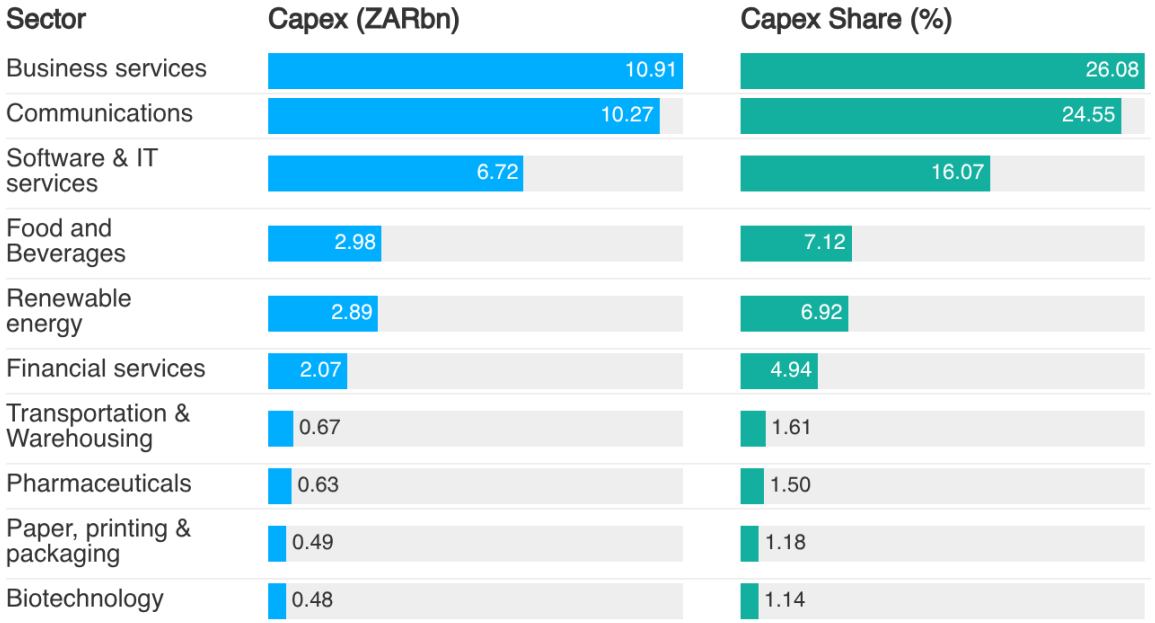

Business services: (1) Advertising, PR & related and (2) Professional, scientific & technical services
Communications: (1) Data processing, hosting & related services and (2) Wired telecommunications carriers
Software & IT services: (1) Custom computer programming services and (2) software publishers, except video games

Source: fDi Markets, a service from The Financial Times 2026. All Rights Reserved.

Notes:

1) © fDi Markets, from the Financial Times Ltd 2026. Data subject to terms and conditions of use

2) All Capex figures shown in the table are in South Africa Rand billions

3) Capex data includes estimated values. The Financial Times Ltd takes no responsibility for the accuracy or otherwise of this data.

Western Cape Traditional markets dominate investment (2016-2025)

By number of projects

Country	No. Projects	Share (%)
United Kingdom	86	26.14
United States	60	18.24
Switzerland	23	6.99
Germany	19	5.78
Netherlands	17	5.17
France	16	4.86
Ireland	11	3.34
India	9	2.74
UAE	8	2.43
Mauritius	7	2.13

By Capex (ZARbn)

Country	Capex (ZARbn)	Capex Share (%)
United States	12.68	30.31
United Kingdom	6.19	14.80
Mauritius	3.08	7.36
Belgium	2.64	6.31
France	2.27	5.42
Switzerland	1.92	4.58
Ireland	1.85	4.43
Netherlands	1.24	2.96
China	1.19	2.84
Germany	1.19	2.83

Notes:

1) © fDi Markets, from the Financial Times Ltd 2026. Data subject to terms and conditions of use

2) All Capex figures shown in the table are in South Africa Rand billions

3) Capex data includes estimated values. The Financial Times Ltd takes no responsibility for the accuracy or otherwise of this data.

Source: fDi Markets, a service from The Financial Times 2026. All Rights Reserved.

Western Cape Top 15 investment projects (by capex), 2016 - 2025

Investing Company	No. Projects	Capex (ZARbn)	Jobs Created	Companies
Lotus Bakeries	3	2.28	413	1
Teraco Data Environments	2	1.86	130	1
Amazon.com	2	1.80	1,769	1
Africa Data Centres	3	1.72	300	1
Mainstream Renewable Power	3	1.66	39	1
Spirion	1	1.55	81	1
Amazon Web Services (AWS)	6	1.50	530	1
Open Access Data Centres (OADC)	2	1.15	200	1
Google	1	0.92	21	1
TerniEnergia	1	0.63	19	1
Angola Cables	1	0.57	100	1
CloudFlare	1	0.57	100	1
Huawei Technologies	1	0.57	100	1
Microsoft	1	0.57	100	1
Hurricane Electric	1	0.57	100	1

Notes:

Source: fDi Markets, a service from The Financial Times 2026. All Rights Reserved.

1) © fDi Markets, from the Financial Times Ltd 2026. Data subject to terms and conditions of use

2) All Capex figures shown in the table are in South Africa Rand billions

3) Capex data includes estimated values. The Financial Times Ltd takes no responsibility for the accuracy or otherwise of this data.

Western Cape OFDI African continent a key destination for local outward investment (2016 – 2025)

By number of projects

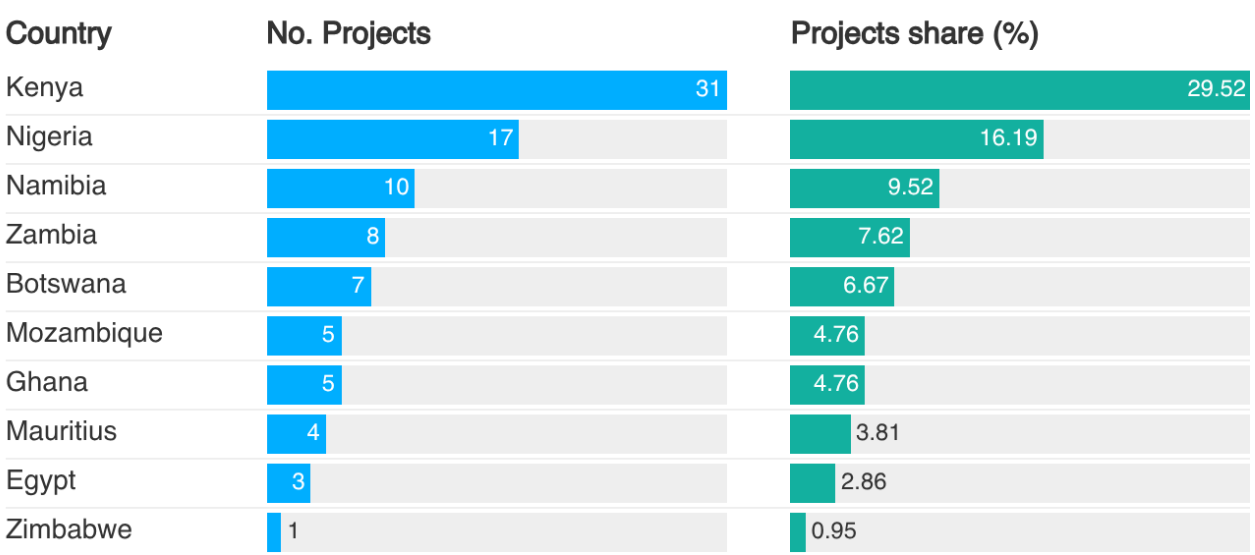

By Capex (ZARbn)

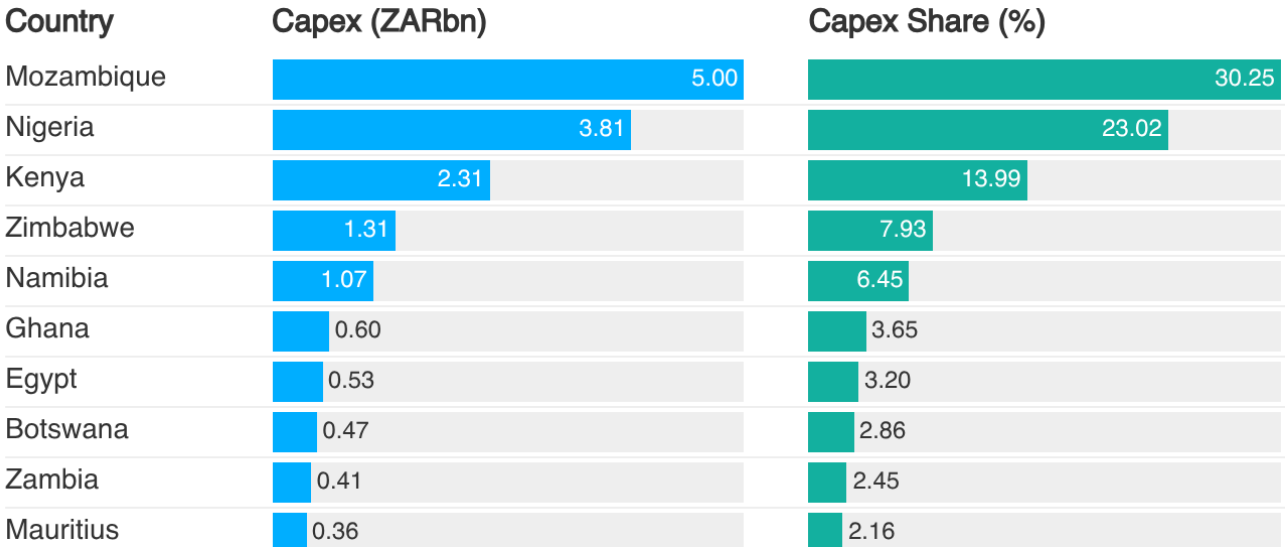

Notes:

1) © fDi Markets, from the Financial Times Ltd 2026. Data subject to terms and conditions of use

2) All Capex figures shown in the table are in South Africa Rand billions

3) Capex data includes estimated values. The Financial Times Ltd takes no responsibility for the accuracy or otherwise of this data.

Source: fDi Markets, a service from The Financial Times 2026. All Rights Reserved.

Export Trends

Goods exports Key driver of Western Cape economy



	2016	2017	2018	2019	2020	2021	2022	2023	2024	2025
Total Exports (ZARbn)	126,61	129,27	132,85	130,39	129,33	160,61	178,17	190,67	196,14	205,66
Exports growth %	5,03%	2,10%	2,77%	-1,85%	-0,82%	24,19%	10,93%	7,02%	2,87%	4,85%

Source: Quantec (2026)

Western Cape exports Netherlands top export market in 2025

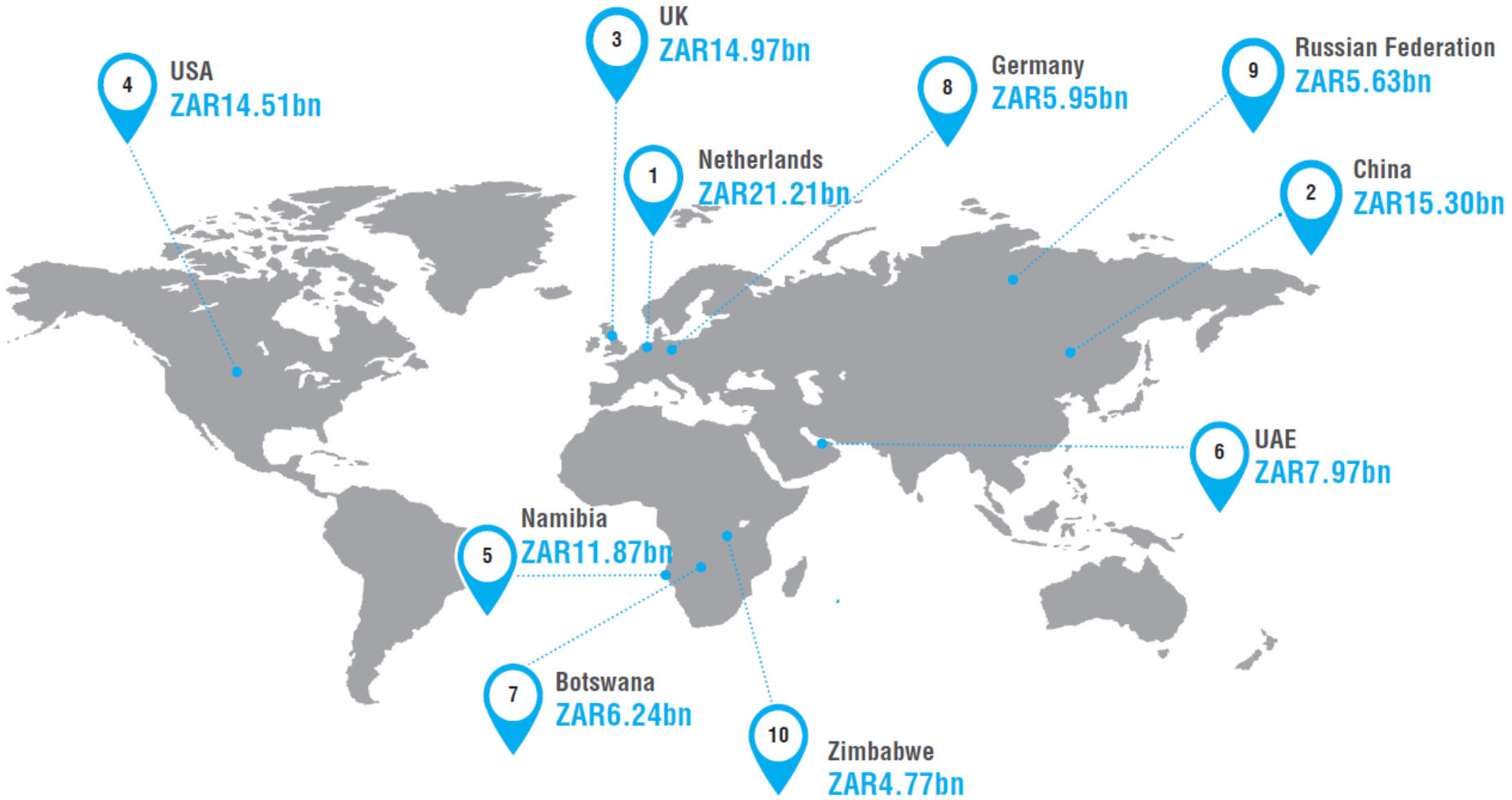

Top 3 Western Cape exports (HS4) to:
Netherlands – 1) Grapes; 2) Citrus fruit; 3) Apples, pears and quinces.
China – 1) Manganese ores and concentrates; 2) Chromium ores and concentrates; 3) Niobium, tantalum, vanadium or zirconium ores and concentrates
U.K – 1) Citrus; 2) Grapes; 3) Wine
U.S – 1) Citrus fruit; 2) Articles of jewellery; 3) Granulated slag (slag sand) from the manufacture of iron or steel
Namibia – 1) Cigars, cheroots, cigarillos and cigarettes; 2) Medicaments; 3) Articles for the conveyance or packing of goods, of plastics; stopper

Source: Quantec (2026)

Western Cape Europe top continent for local exports in 2025 (incl. oil exports)

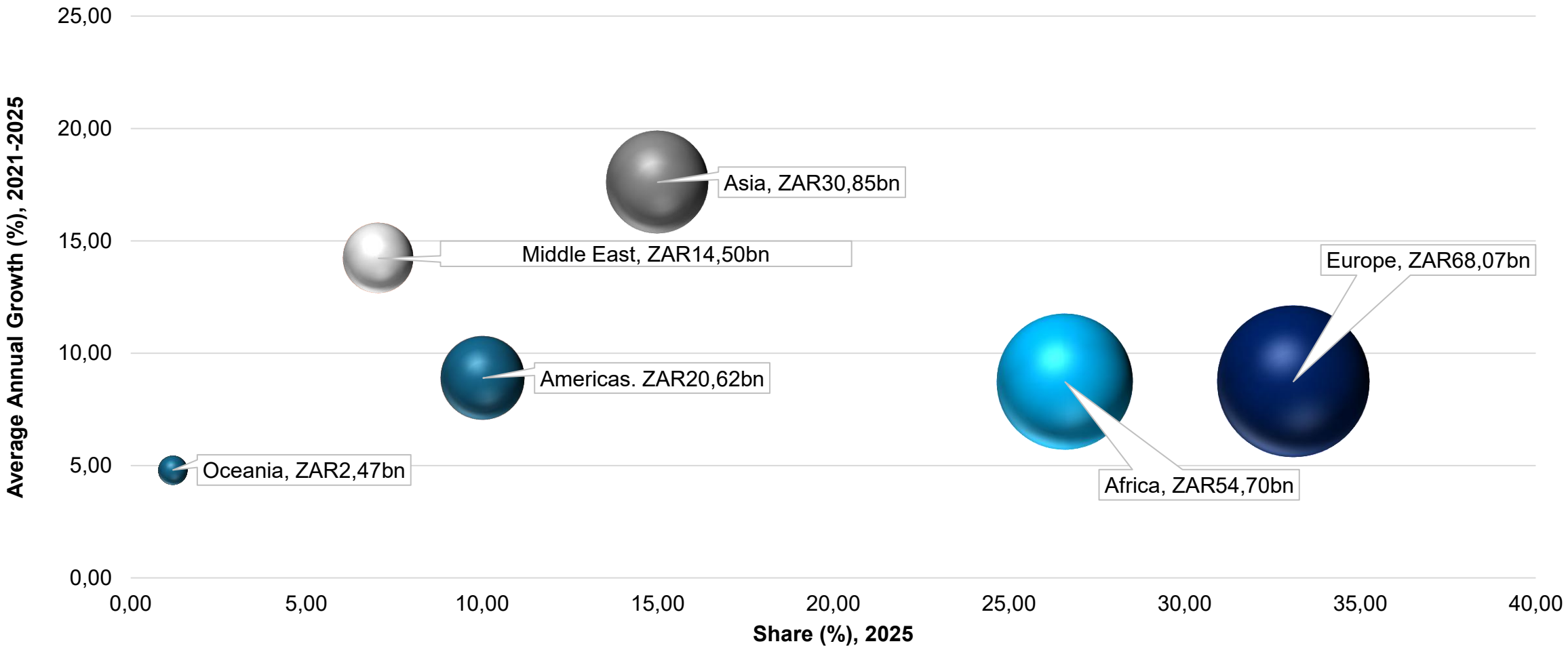

Top 3 Africa exports (HS4) in 2025:

1) Petroleum oils and oils obtained from bituminous minerals, other than crude
2) Apples, pears and quinces, fresh
3) Fruit juices (including grape must) and vegetable juices

***Note**: Middle Eastern countries denoted here are all those countries within the Western Asian countries as categorized by Quantec.*

Source: Quantec (2026)

Western Cape exports Europe remains top continent for local exports in 2025 when oil exports are excluded

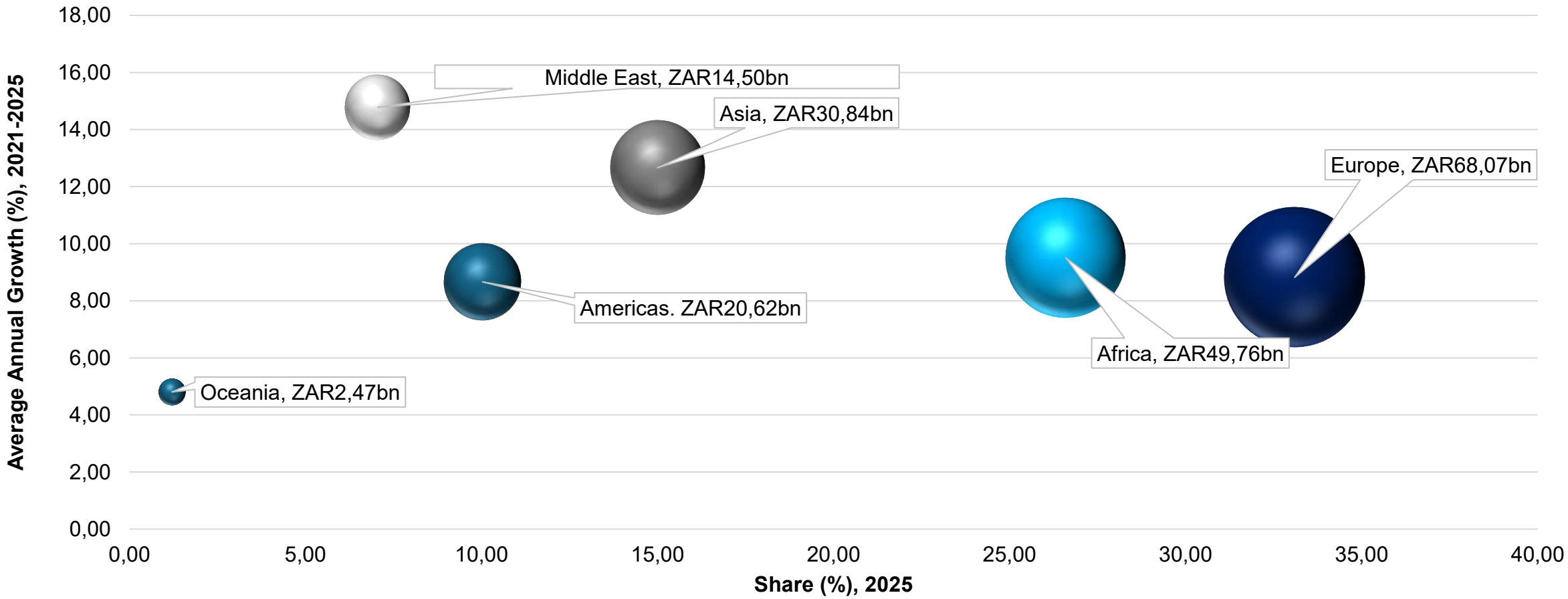

Top 3 European exports (HS4) in 2025:
1) Fresh/dried citrus fruit
2) Fresh/dried grapes
3) Wine of fresh grapes, including fortified wines.

Note: *Middle Eastern countries denoted here are all those countries within the Western Asian countries as categorized by Quantec.*

Source: Quantec (2026)

Top 10 Western Cape exports in 2025 Citrus fruit top export product

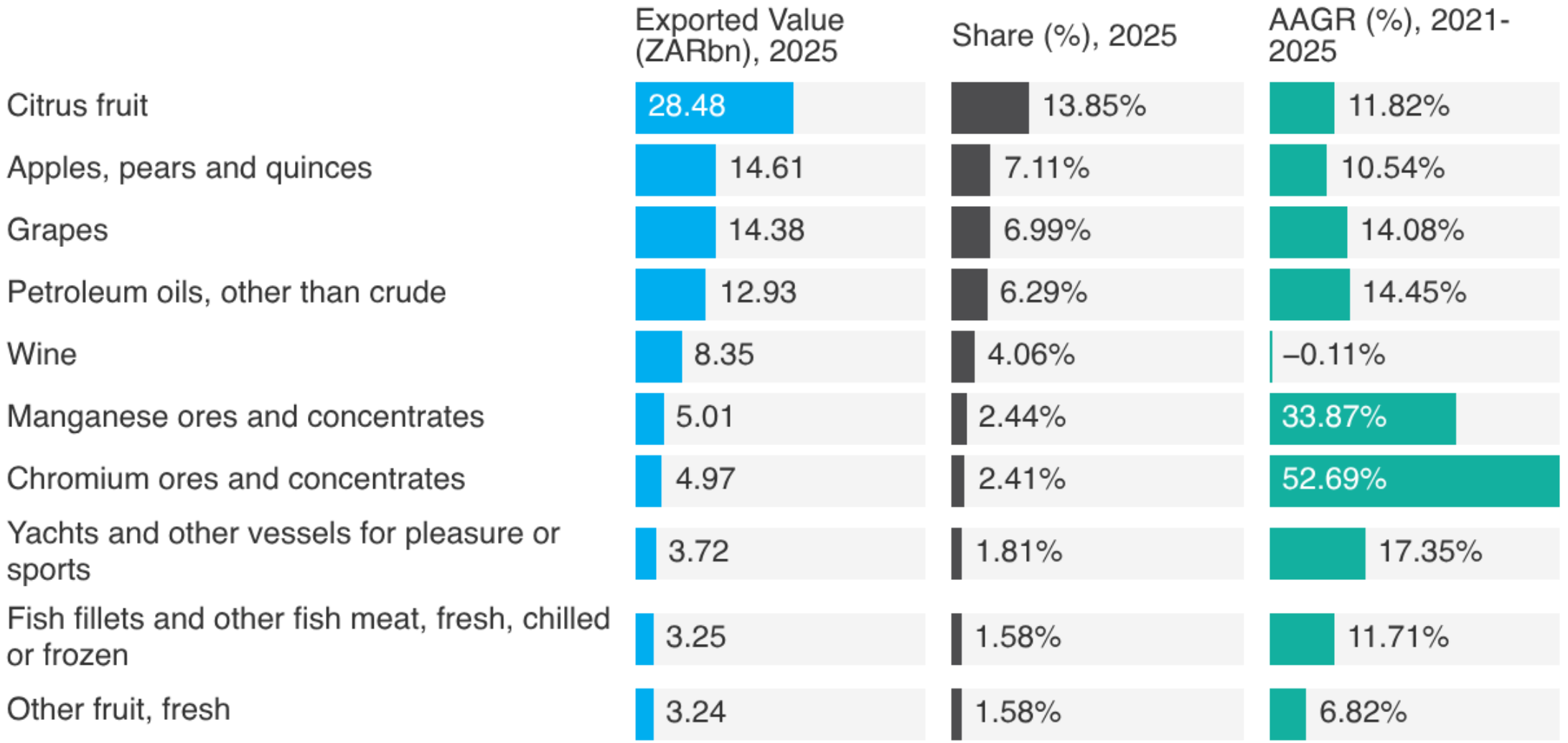

Top 3 export markets for the top 5 export products:
Citrus: 1) Netherlands; 2) Russia 3) U.K.
Apples, pears, quinces: 1) U.K; 2) Netherlands; 3) UAE
Grapes: 1) Netherlands; 2) U.K.; 3) Canada
Petroleum oils and oils obtained from bituminous minerals, other than crude: 1) Lesotho; 2) Swaziland; 3) Mauritius
Wine: 1) U.K.; 2) Netherlands; 3) Germany

Source: Quantec (2026)

Top 10 Western Cape Imports in 2025

	Imported Value (ZARbn), 2025	Share (%), 2025	AAGR (%), 2021-2025
Petroleum oils, other than crude	96.54	31.21%	40.71%
Petroleum oils, crude	32.6	10.54%	77.19%
Undenatured ethyl alcohol	5.52	1.79%	17.95%
Rice	4.03	1.3%	3.24%
Mineral or chemical fertilisers	3.94	1.28%	121.28%
Electric generating sets and rotary converters	3.66	1.18%	185.46%
Gold (including gold plated with platinum) unwrought	3.57	1.15%	11,234.72%
Medicaments	3.15	1.02%	5.2%
Other footwear with outer soles and uppers of rubber or plastics	2.58	0.83%	17.64%
Waters; mineral waters and aerated waters, containing added sugar	2.37	0.77%	29.74%

Top 3 import markets for the top 5 import products for 2025:
Petroleum oils and oils obtained from bituminous minerals, other than crude: 1) Oman; 2) UAE; 3) India
Petroleum oils, crude: 1) Angola; 2) Nigeria; 3) U.S
Undenatured ethyl alcohol: 1) France; 2) Ireland; 3) U.K
Rice: 1) Thailand; 2) India; 3) Vietnam
Mineral or chemical fertilisers 1) Russian Federation 2) Israel; 3) France

Source: Quantec (2026)

Top 10 Western Cape Import Markets in 2025

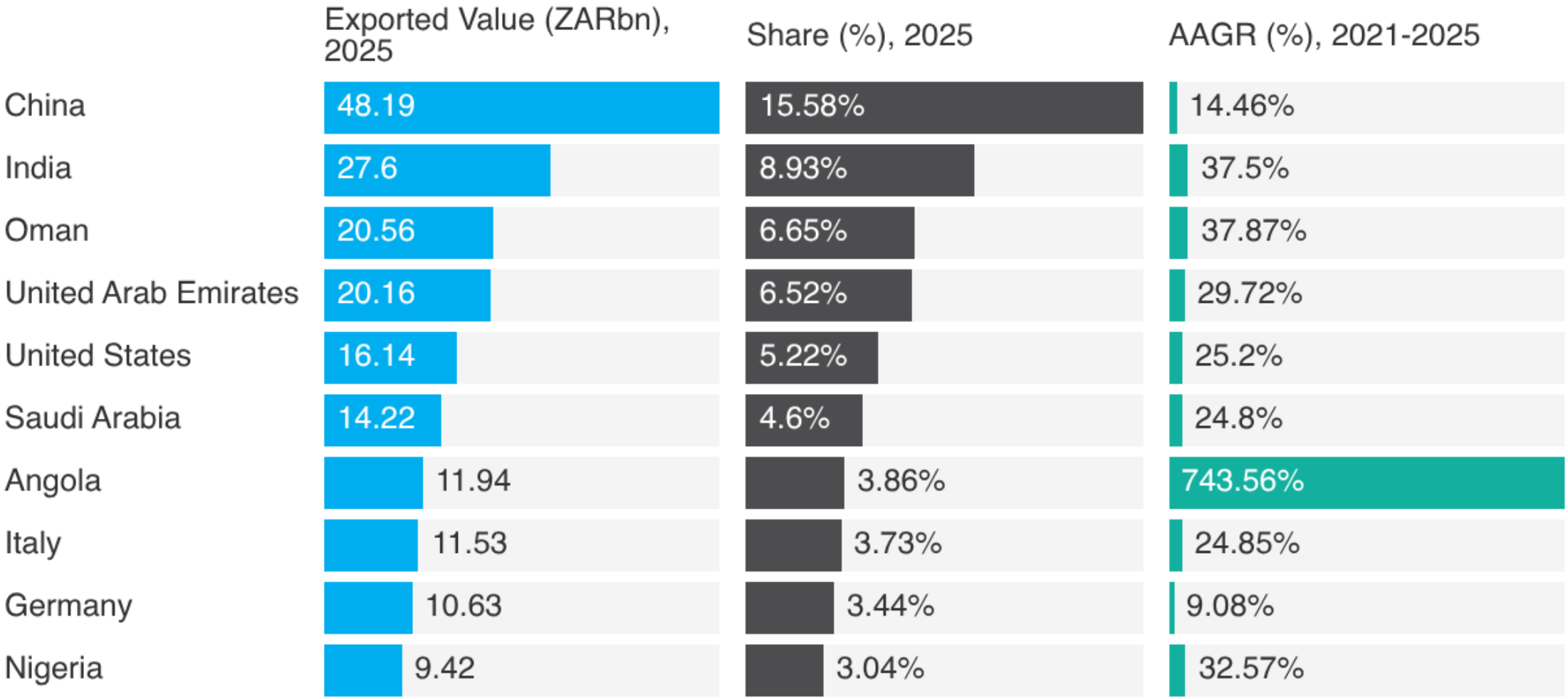

Top 3 Western Cape imports (HS4) from top five import source markets:
China – 1) Electric instantaneous or storage water heaters and immersion heaters; 2) Motor cars; 3) Other footwear with outer soles
India – 1) Petroleum oils and oils obtained from bituminous minerals, other than crude; 2) Electric generating sets and rotary converters; 3) Medicaments
Oman – 1) Petroleum oils and oils obtained from bituminous minerals, other than crude; 2) Other plates, sheets, film, foil and strip, of plastics; 3) Polyacetals, other polyethers and epoxide resins
UAE – 1) Petroleum oils and oils obtained from bituminous minerals, other than crude; 2) Other aircraft; 3) Electric generating sets and rotary converters
U.S. – 1) Petroleum oils, crude; 2) Petroleum oils, other than crude; 3) Polymers of ethylene, in primary forms

Source: Quantec (2026)

Agricultural-related exports reached R117.29bn in 2025. Agri-processing growing

Primary Agriculture

ZAR74,64bn



Europe largest market for Western Cape's primary agricultural exports **ZAR39,59bn** in 2025



WC largest exporter of SA primary agriculture **51%**

Total agri-related exports ZAR117.29bn

6,89% growth in agri-related exports (2016-2025)

Agri-processing

ZAR42,65bn

Fastest growing

- Sawmilling and planning of wood **20,21%**
- Tobacco **15,88%**
- Agriculture **10,71%**
- Food **6,69%**
- Products of wood **5,71%**

WC share of SA Agri-processing

- **50,71%** agriculture
- **41,53%** beverages
- **29,54%** leather and fur products
- **28,42%** knitted crotched articles
- **26,57%** Printing, recorded media

Wine



WC exports 74% of SA wine (in 2025)

8th in the world in wine production

3,9% world wine production (in 2024)

Source: SAWIS, OIV, 2026

Notes:

- All figures relevant to 2025
- All growth rates refer to average annual growth from 2015 to 2024
- Data Source: Quantec, 2025

Trade Innovation The Western Cape is redefining traditional trade



Digital trade Extending the scale of the Exporter through the Cape Trade Portal

A trusted virtual marketplace, connecting buyers across the globe to Cape Town and Western Cape exporters.

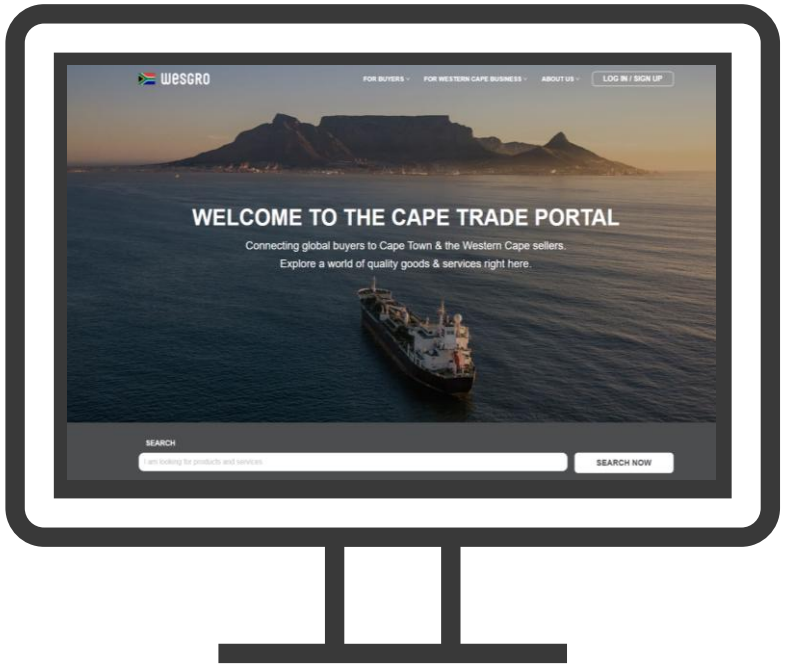

VIRTUAL EXPORT MARKETPLACE	• Exporter registration • Verification & due diligence • Company Listing • Products & services directory
EXPORTER RESOURCE CENTRE	• Central trade knowledge database • Trade barrier and monitoring system • Export requirements & certification
INSIGHTS & KNOWLEDGE SHARING	• Wesgro mission plan • Events & seminar invitations • Direct Wesgro trade support
STATISTICS	• 2 Million hits • 2138 Exporters • 8366 Products & services • 681 Buyers

MADE IN THE CAPE

Investment Approach

Investment Promotion Sector Priority Areas

GREEN ECONOMY

1. Renewable Energy
2. Water Infrastructure
3. Electric Mobility
4. Circular Economy (Recycling)
5. Green Hydrogen

LIFE SCIENCES & HEALTH

9. Pharma
10. Biotech
11. Medical Devices
12. Digital Health (Diagnostics)
13. Healthcare Services

LOGISTICS

21. Transport and Logistic
22. Infrastructure – related to transport and logistics

FOOD & BEVERAGES (INCL. AGRICULTURE)

6. Sustainable Agriculture & Agri Tech
7. Agri-processing
8. Fishing & Aquaculture

(GREEN) MANUFACTURING

14. Renewable component manufacturing
15. Batteries manufacturing (lithium-ion & other) & Charging Infrastructure
16. Cross-cutting parts for energy systems
17. Green Hydrogen components
18. Maritime (Boat building)
19. Electronics & hardware
20. Space components and telecommunications

SERVICES

23. Business Services
24. IT Services (Fintech & eCommerce)
25. Education
26. Data Centers
27. Creative Industries (including Film)
28. Tourism

Services Sector Fintech a shared innovation opportunity to unlock inclusive growth

1

Cost-Effective Advantage
The region delivers world-class quality at significantly lower costs than global cities, thanks to more affordable labour and real estate.

2

Highly skilled English speaking Workforce

Home to top universities and over **120,000** software developers in SA, the region boasts South Africa's highest concentration of skilled professionals

3

Gateway to Africa & Global Regions
Market access through FTAs (EU, UK, SADC) and direct flights via Cape Town International airport.

4

Strategic Time Zone (GMT+2)
Cape Town's time zone allows real-time collaboration across Europe, the Middle East and Africa, making it ideal for global business.

5

World-Class Infrastructure & Connectivity
Five undersea cables and cloud regions from AWS, Microsoft, and Oracle, along with **4G coverage**, ensure fast, reliable digital connectivity.

99%

6

Thriving Ecosystem
Home to global giants like Amazon and PwC, the Western Cape leads South Africa in BPO, tech innovation, and startup hubs.

7

Stable & Business-friendly Government
Stable regulations and strong governance ensure long-term investment security

8

Strong Financial & Regulatory Framework

A major financial hub with a strong legal system that protects investors and intellectual property.

9

Business Support & Networking
A strong ecosystem of associations, government support, and talent makes the region ideal for startups and multinationals.

10

Incentives
For additional information scan here:

Life Sciences & Health Opportunity to build a Biotechnology foothold in Africa

1

Strategic Export Hub for Africa

The Western Cape accounts for **24%** of South Africa's exports of instruments and appliances used in medical, surgical & sciences. It offers a gateway to the AfCFTA, unlocking potentially duty-free access to a **US$ 3.4 trillion** market.

2

Growing Healthcare Demand

Rising middle-class spending is fuelling demand for diagnostics, treatment, and digital health solutions.

3

Digital Health & Telemedicine Leadership

South Africa is home to leading digital health firms, advancing remote monitoring, electronic health records, and AI diagnostics, while expanding telehealth to underserved rural areas and international markets.

4

World-Class Research & Innovation

Home to top-tier universities, and leading academic hospitals, including Groote Schuur – the site of the world's first heart transplant. Pioneering genomic medicine, HIV/TB diagnostics, and AI-driven healthcare.

5

Advanced Manufacturing & Medtech Excellence

A leading medtech hub in Africa, specialising in surgical robotics, 3D-printed prosthetics, and vaccine production.

6

Pioneering Technologies

The Western Cape has made advancements in genomic medicine and sequencing, HIV/TB diagnostics and AI-driven healthcare. It is home to the first mRNA vaccine technology transfer hub in Africa, a collaborative effort between a South African consortium and the WHO.

7

SA's World Firsts

- **2017**: First transorbital surgery in the world
- **2015**: The Aceso System - the first commercial system that combines digital mammography and automated breast ultrasound

8

Skilled Workforce & Cost-Competitive Talent

Strong talent pipeline in biotech, engineering, and data science at globally competitive salaries. Industry-academia collaboration ensures a steady flow of skilled professionals.

9

Sustainable Healthcare & Biodiversity Advantage

Over **9,000** plant species (10% of global biodiversity) support natural drug discovery and biotech research.

10

Incentives

For additional information scan here:

Logistics Opportunity to invest in road, rail & port infrastructure

1

Economic reforms boosting infrastructure investment

Economic reforms by the South African government are unlocking new infrastructure investment and enhancing logistics efficiency.

2

Strategic Location

Direct maritime access to Europe, Asia, and the Americas via the Port of Cape Town, with integrated road and rail links to SACU, SADC, and AfCFTA markets, as well as high-frequency logistics supporting agriculture, manufacturing, and the green economy.

3

Extensive Road & Rail Network

The Western Cape benefits from South Africa's extensive transport network, which includes over 750,000 km of roads and 30,400 km of rail tracks - the largest in Africa. Direct market access via key road corridors:

N1: Connects to Gauteng.
N2: Links to the Eastern Cape and Durban.

4

Export-Driven Economy

A leading exporter of citrus, table grapes, wine, and flowers. Growing demand for cold chain logistics and air freight solutions.

5

Private-Public Collaboration

New private-public collaboration opportunities are emerging for global port, rail and logistics operators, with Requests for Information and Request for Proposals being issued by the South African government and Transnet.

6

Growing E-Commerce & Retail Demand

Expanding e-commerce drives demand for warehousing, last-mile delivery, and advanced logistics.

7

Stable & Business-Friendly Government

A fiscally responsible government with clean audits fosters investor confidence and supports public-private collaboration.

8

Private Sector Momentum

Major logistics firms, including Maersk, DHL, and DP World are expanding in the region. They are creating an integrated logistics systems for many sectors in the economy.

9

Strategic Access to African Markets via AfCFTA

The Western Cape, a key logistics hub for cross-border movement, warehousing, and value-added services, is set to benefit from the AfCFTA, which will open access to a **US$ 3.4 trillion** market.

10

Incentives

For additional information scan here:

Food & Beverage Source for traceable food & beverages

1

Market Size & Growth Potential:
The World Bank places the total value of Africa's food and beverage market at USD313 billion, with expectations to reach USD1 trillion by 2030.

2

Export Leadership:
The region accounts for over **52%** of South Africa's primary agriculture, valued at **US$ 3.76 billion**, with Europe, the United States, and China as major trading partners.

3

Export-Driven Ecosystem:
Well-established infrastructure supports high-volume exports to key markets.

4

Strategic Gateway to Africa:
With the implementation of the African Continental Free Trade Area (AfCFTA), the Western Cape is positioned as a springboard for expansion into Africa's consumer market.

5

Technology-Driven:
The adoption of smart farming, precision agriculture, and agri-processing automation is enhancing productivity, reducing costs, and ensuring quality compliance with global standards.

6

Commitment to Sustainability
In 2010, South Africa introduced the world's first industry-wide sustainability seal, certifying wines from grape to glass. Issued by the Wine and Spirit Board, it ensures traceable, audited environmental standards, with each seal's credentials verifiable online.

7

Rising Global Demand
The global food market is projected to reach **US$ 9.12 trillion** in 2024, growing at **6.7%** annually.

8

A Well Governed Agri and Food & Beverage Industry
High Food and Beverage standards to meet local and global requirements including for export focused products.

9

Skilled Workforce & Innovation Hubs:
Cape Town and Stellenbosch are home to agri-tech and food-tech innovation clusters driving sector advancements.

10

Incentives
For additional information scan here:

Green Economy Opportunities for carbon exchange, circular economy and waste innovation

1

Abundant Renewable Energy Resources
With some of the world's best solar and wind conditions, the Western Cape is a leader for large-scale green energy production.

2

Thriving Clean Energy Industry
The Western Cape hosts top firms expanding into EV mobility and charging, Li Battery storage, green hydrogen, and circular materials, building a resilient clean energy ecosystem. Cape Town is home to 70% of South Africa's utility-scale renewable energy developers.

3

Export-Ready Trade Infrastructure
The province's deep-water ports, international airport, and road networks ensure global market access and efficient logistics for green products and technologies.

4

Access to Key Markets
Africa's leading port, rail, and air infrastructure enables preferential access to South African, UK, EU, and USA markets with the AfCTFA opening high-growth African market access soon.

5

World-Class Research & Innovation
The Western Cape boasts Africa's first dedicated renewable energy training centre and related curriculum at universities and technical colleges as well as two long established Hydrogen Competency Centres.

6

Support through the Atlantis SEZ & Freeport Saldanha
Two Special Economic Zones with a green economy focus offering investor facilitation, incentives, and streamlined services tailored to support the green economy.

7

Stable, Business-Friendly Governance
Strong institutions, predictable regulation, and a commitment to the rule of law make the Western Cape one of the most secure and investor-ready regions in Africa.

8

Skilled Talent & Research Excellence
Four leading universities provide a steady pipeline of engineers, scientists, and sustainability professionals, along with rich opportunities for R&D partnerships.

9

Low-Emission Agri-Export Leadership
The Western Cape is integrating climate-smart agricultural practices in an established agricultural sector, providing investment opportunities in smart farming and resource efficient practices.

10

Incentives
For additional information scan here:

(Green) Manufacturing Battery energy storage is an opportunity

1

Strong Demand in South Africa

With a plan to add 3-5GW of renewable energy capacity each year to 2030, South Africa's demand for localised manufacturing is also set to rise sharply.

2

Expanding EV & Battery Sector

Rising demand for batteries and EVs is creating local manufacturing opportunities for components, with South Africa's established auto sector poised as a key off-taker. The Western Cape is already an investment hub for last-mile delivery vehicles.

3

Digital Readiness

A digital hub with major data centres and three submarine cable landing stations, offering high-speed connectivity vital for smart manufacturing, research, & advanced energy systems.

4

Access to Key Markets

Three major ports & a world-class airport connect investors to export opportunities, with preferential access to UK, EU, US, SADC and soon the African Continental Free Trade Area (AfCFTA).

5

Africa's Leading Green Tech Hub

Cape Town is home to many of South Africa's utility-scale renewable energy developers, with solar PV assembly projects and battery pack manufacturers in operation. The Western Cape hosts top firms expanding into EV charging, green hydrogen, and circular materials.

6

World-Class Research & Innovation

Hydrogen Competency Centres at the University of Cape Town & the University of the Western Cape, Africa's first dedicated renewable energy training facility and significant engineering capabilities.

7

Stable Governance & Supportive Policy

Energy liberalisation reforms, coupled with well-run local and provincial government, provides a supportive policy environment for investors.

8

Hubs for Sustainable Investments

The Atlantis Special Economic Zone, Africa's first green tech manufacturing hub, offers unparalleled access to green infrastructure, just 40 km from Cape Town. Freeport Saldanha set to be prominent Green Hydrogen hub in southern Africa.

9

Cost competitive Western Cape manufacturing and established value chain

Benchmarked cost and quality competitiveness in green component manufacturing, supported by strong talent pool and ecosystem.

10

Incentives

For additional information scan here:

Thank you

Contact us: hello@wesgro.co.za

Learn more

